



**SAFETY FIRST !**



## The security of your gate is not an optional. . . but a priority.

Here are some simple tips that will help you to purchase an automatic closure that is safe and compliant with current European regulations.

In the European Community, anyone who has installed a motorized gate after **2005, May 1<sup>ST</sup>** must make sure that the **MANUFACTURER** or the **INSTALLER** has applied the **CE PLATE** on it.

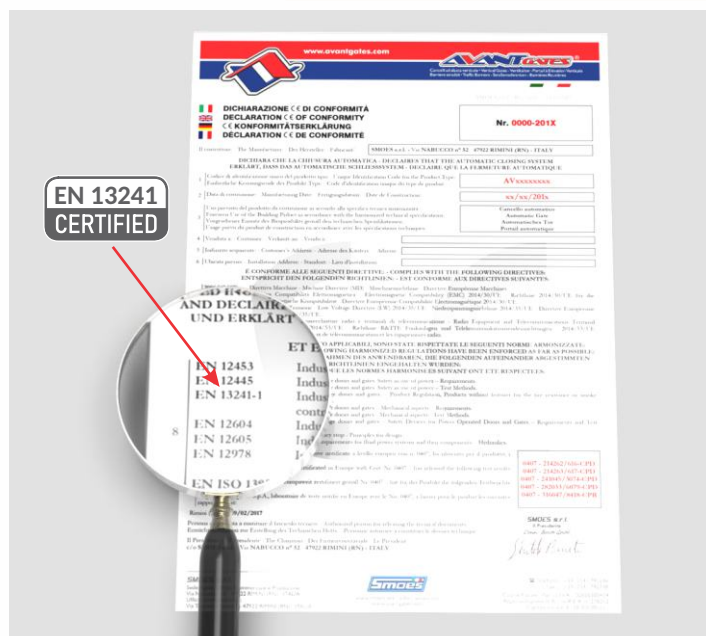


It is **MANDATORY** that anyone who has placed your motorized gate for the first time (and in certain cases also the manual one), issue regular at installation time the **CE-CERTIFICATION** on the conformity of the same to the European regulations in force. The gate must be declared to comply with **EN 13 241**, otherwise it is **NOT** considered a **SECURE** lock under the law.

This document also provides the guarantee that the **MANUFACTURER** and the **INSTALLER**, have complied with all product and safety regulations.

If you **DON'T** have this certification, any injury or damage caused to people or things by your gate place any civil and criminal liability on the owner himself.

**ALWAYS RELEASE TO QUALIFIED SUPPLIERS AND NEVER PURCHASE AN AUTOMATIC CLOSURE WITHOUT REGULAR CERTIFICATION !**



On all types of gates, be it hinged, sliding or vertical opening the **CE MARKING PLATE** must be affixed in a clearly visible position, with the essential identification data of the machine shown above, and the name of the manufacturer clearly highlighted.



The **MANUFACTURER** or the authorized **INSTALLER** must always release to the end user the complete manual of **USE** and **MAINTENANCE** of the gate.

It contains all the information needed to keep it in perfect efficiency.

At the time of first commissioning and delivery, check carefully the correct functioning of the plant and all its safety features. In addition, check all catching-up needed for a safe operation, in the event of system anomalies.



**SAFETY FIRST !**



**SAFETY FIRST !**



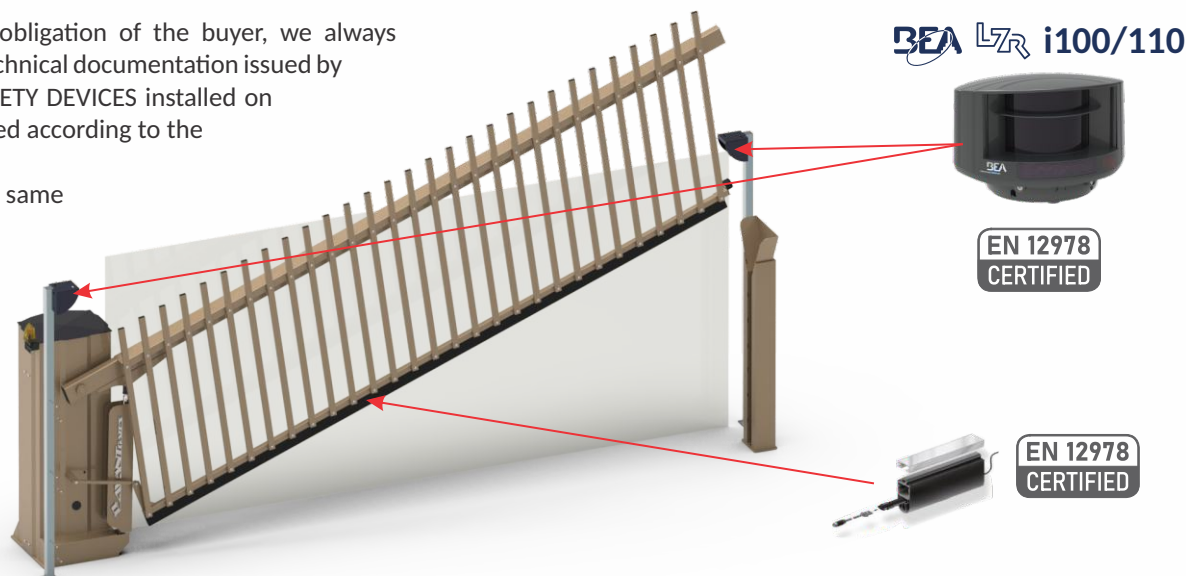
## The security of your gate is not an optional. . . but a priority.

Here are some simple tips that will help you to purchase an automatic closure that is safe and compliant with current European regulations.

Although it's NOT a specific obligation of the buyer, we always recommend to check on the technical documentation issued by the manufacturer, that all SAFETY DEVICES installed on the gate purchased, are certified according to the **EN 12978** standard.

This will guarantee that the same have been expressly designed as protective devices and not simply adapted for the purpose.

**AVANTGATES** installs only **EN 12978** certified devices on its gates.



All the most important and well-established European locking systems manufacturers submit their products to strict safety tests to verify their effective compliance with product regulations.

TEST REPORTS are normally declared by the manufacturer on the technical documentation issued by the manufacturer.

**BEWARE OF MANUFACTURERS WHO DON'T RELEASE THE SAFETY TESTS CARRIED OUT TO THE PUBLIC !**

**AVANTGATES** has relied on the **ISTITUTO GIORDANO** to test the safety of its products (European Certification Body Multidisciplinary Laboratory notified to Nr. 0407). For transparency and seriousness, we declare and publish all test results carried out on the website [www.avantgates.com](http://www.avantgates.com).



### European Test Reports:

0407-214262/616-CPD  
0407-214263/617-CPD  
0407-241045/3074-CPD  
0407-282033/6079-CPD  
0407-316047/8418-CPR



### WIND RESISTANCE:

**CLASS 4**

**AVANTGATES** has also been validated by **TÜV SÜD** (independent service company for certification) for its vertical lifted gates, a safety mark which is of primary importance for German-speaking markets.



**SAFETY FIRST !**





**SAFETY FIRST !**



## The security of your gate is not an optional. . . but a priority.

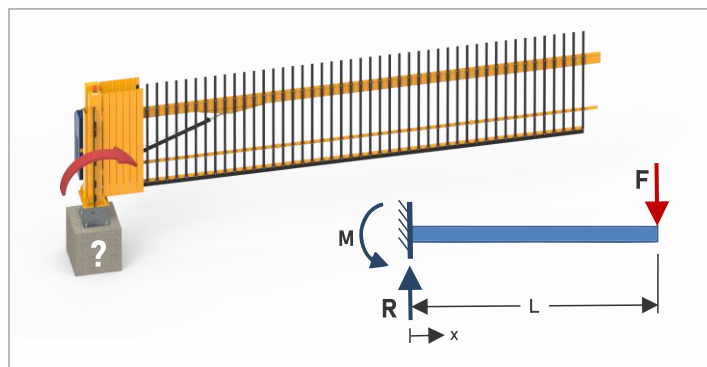
Here are some simple tips that will help you to purchase an automatic closure that is safe and compliant with current European regulations.

Ask the **MANUFACTURER** or the **INSTALLER** who worked on your gate design, all the construction drawings and technical documentation required for the successful completion of the work. Keep it with extreme care together with all the other documents.

**AVANTGATES'** engineering department **designs and provides the right dimensioning** of each different vertical gates, and delivers all the above documentation to the end customer.

The masonry and the ground on which automatic locking is placed are also an integral part of the machine, so they must be carefully designed by a qualified technician.

**AVANTGATES** declares the forces generated by the gate on the reinforced concrete support plinth, in order to give the designer the correct advises to calculate properly its dimensions. In addition, we provide all our customers a detailed installation outline, customized according to their specific needs.



Be sure that your gate installer is furnished of all technical requirements and an appropriate training. A wrong installation could compromise the product safety, even if it's equipped with all certifications. Always find out about any specific regulations in force in each country, relating to the gate installation.


**AVANTGATES** plans training courses for installers and issues professional competence certificates with all training details received.



According to European regulations the periodic maintenance has to be carried out every **6 months** by qualified technicians, as on all real automatic closures.

We recommend always to ask to your authorized installer for a scheduled maintenance plan.

NEVER entrust these checks to inexperienced people, or who have not received appropriate training.



*The security of AVANT-gates is a priority for us !*

**SAFETY FIRST !**